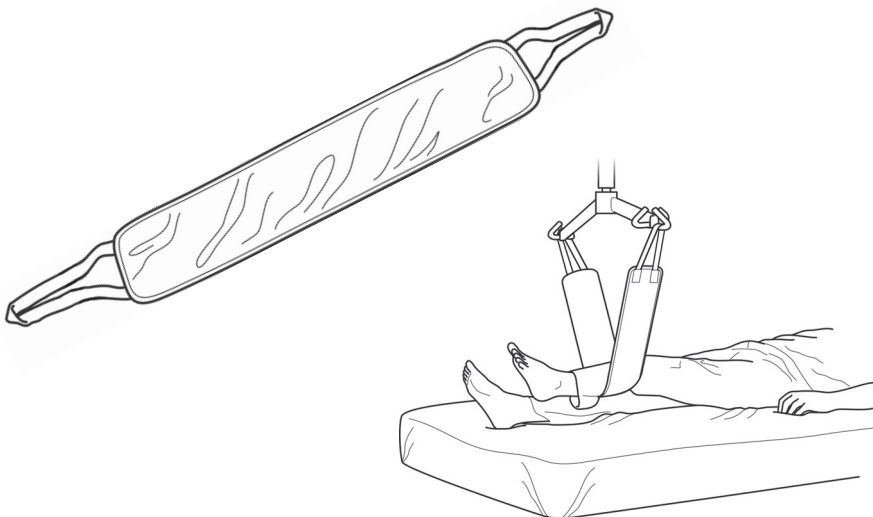


User Instruction Manual

Oxford® Limb Lifter

To avoid injury, read user manual prior to use.



Introduction

The Limb Lifter is designed to assist with the elevation and support of a patient's arm or leg to facilitate examination, care or treatment of wounds. It may also be used to assist in the application of a lifting sling.

Special Sling Orders

On occasions, material, dimensional and other changes outside of the standard specification are requested. Please be advised, that aside of any model specific references, fitting, washing and safety guidelines remain applicable. If you are in any doubt, please contact your authorised Oxford service agent or Joerns Healthcare directly.

Statement of Intended Use

A sling is an item of moving and handling equipment that is used with a mechanical lift in order to facilitate the transfer of a patient. It comprises a specially designed and constructed piece of fabric that is placed under and/or around a patient before being attached to the spreader bar/cradle of a lift to raise, transfer and lower the patient. When selected and used correctly, a sling and lift combination will achieve a safer transfer and reduce the risks associated with manual handling.

It is the responsibility of a competent person to conduct a thorough risk assessment prior to using any sling, to ensure that the sling choice, method of positioning in the sling and procedure for transfer has been correctly determined for the patient. For further guidance, please contact your authorised Oxford Service Provider or Joerns Healthcare.

FOR USE WITH PASSIVE LIFTS ONLY.

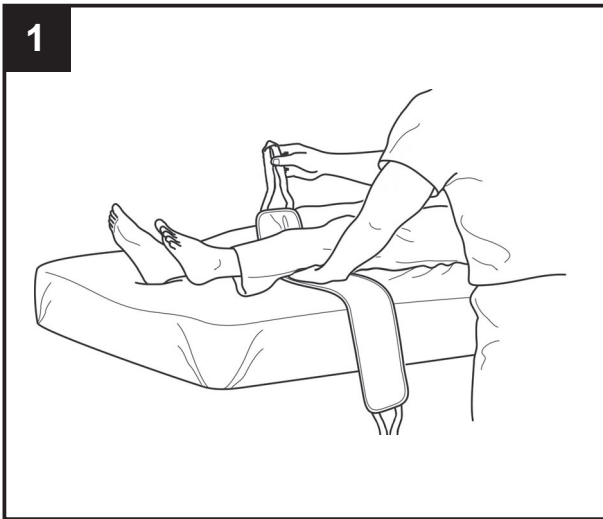
Expected Service Life

The expected service life of an Oxford sling will vary dependent on use and following the care and washing instructions provided in the user guide. Factors such as wash temperature, detergents, frequency of use and patient weight will impact on the lifetime of your sling. Joerns Healthcare recommend that slings are checked each and every time prior to use to ensure the safety of the patient. Bleached, torn, cut, frayed or broken slings are unsafe and must be discarded and replaced. It is a requirement under LOLER (Lifting Operations and Lifting Equipment Regulations 1998) that slings are thoroughly checked and passed fit for use. For further advice, please contact your authorised Oxford Service Provider or Joerns Healthcare.

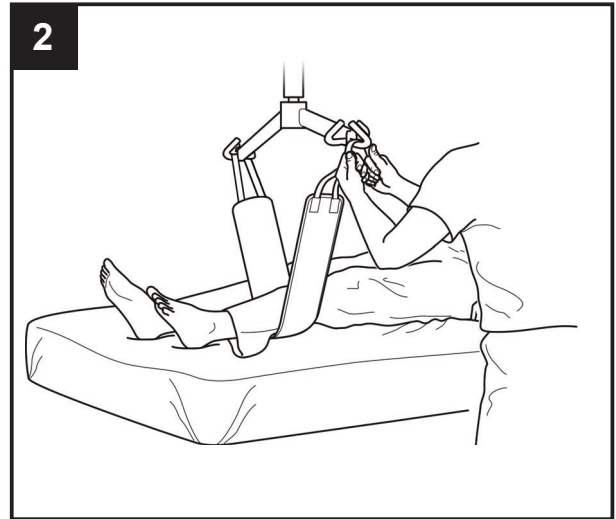
WARNING

- **OXFORD RECOMMENDS THE USE OF GENUINE OXFORD PARTS. Oxford sling and lift products are designed to be compatible with one another. For country specific guidance on sling use and compatibility, please refer to the sling label or contact your local market distributor or Joerns Healthcare.**
- **For the safety of the patient and carer; before using a sling a full risk assessment must be conducted to ensure that the correct sling choice, method of positioning in the sling and procedure for transfer has been determined for the patient.**
- **CHECK sling and stitching before each use. Using bleached, torn, cut, frayed or broken slings is unsafe and could result in serious injury or death to the patient.**
- **DO NOT** alter slings. Destroy and discard worn slings.
- **NEVER** leave a patient unattended.
- **DO NOT** exceed the rated capacity of the sling or lift.
- **DO NOT** attempt to re-position a patient by pulling on the sling loops.

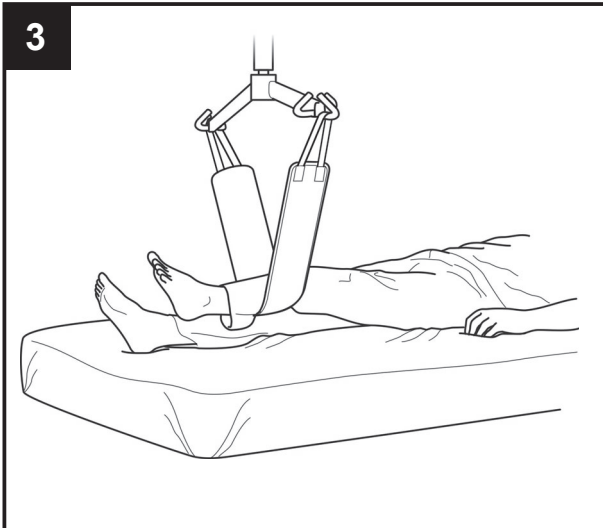
How to Use the Sling at the Bed



Place the Limb Lifter beneath the lower leg where it is most appropriate for the care task to be done, taking care not to place the sling too close to the ankle joint. Gently pull the Limb Lifter under the leg, taking care to keep a hand between the sling fabric and user's skin, until even amounts of the sling are positioned either side of the leg.

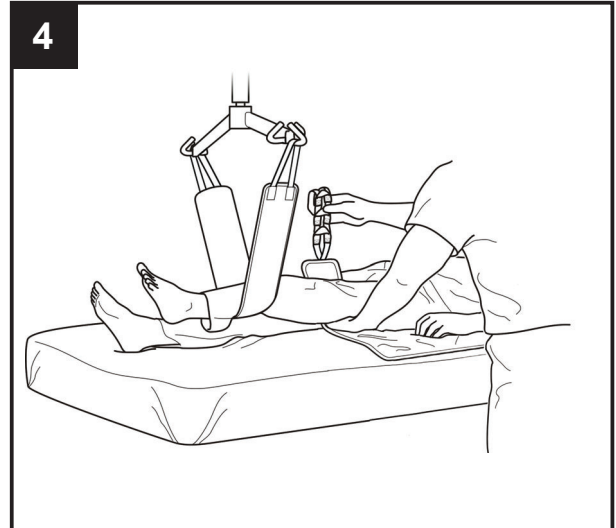


The Limb Lifter can now be attached to the lift's spreader bar in readiness for use.



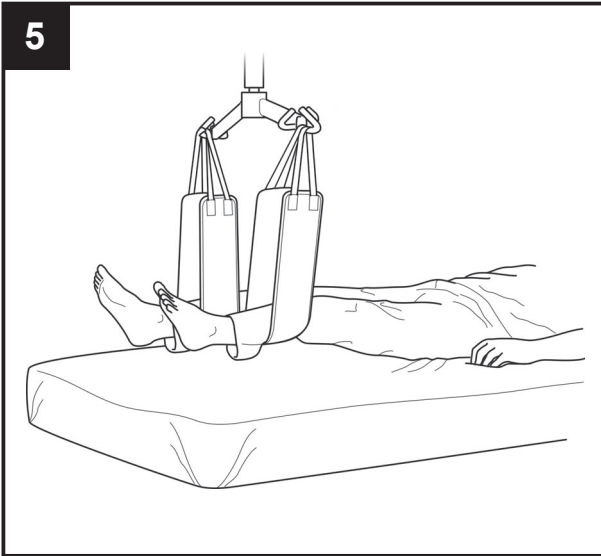
The spreader bar can now be raised to elevate the patient's leg as shown.

NOTE: The Limb Lifter can also be used as an assistive device to separate a patient's thighs if the sling is used in connection with personal hygiene particularly for bariatric patients.



If the user has very compromised skin integrity or large user weight, the Limb Lifter can be used to assist with the application of a lifting sling. The leg is elevated using the Limb Lifter which allows the leg strap of the lifting sling to be correctly positioned underneath the thigh. The same process can then be used for the opposite leg as required.

How to Use the Sling at the Bed



⚠ WARNING

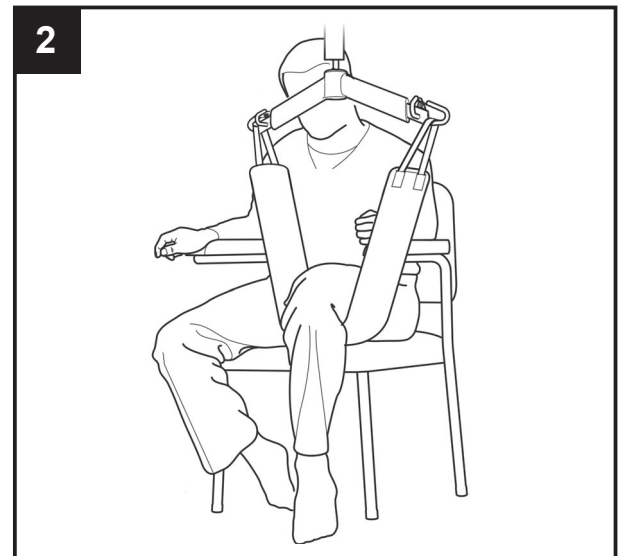
DO NOT leave a patient unattended when their limb(s) are elevated.

For double limb support, two Limb Lifters can be used. Each sling is attached to opposite sides of the spreader bar as shown.

How to Use the Sling at a Chair



Apply the Limb Lifter under the user's thigh at the back of the knee joint. Pull the Limb Lifter under the knee taking care not to shear the user's skin and ensuring that even amounts of the sling are on each side of the thigh.



Attach the Limb Lifter to the lifting hanger and the thigh can now be elevated slightly from the chair.

This is particularly useful when applying or removing a lifting sling as it allows the leg strap to be placed either between the user's thigh, or be drawn out without putting strain on the skin.

Technical Specifications

STANDARD	BS EN ISO 10535
----------	-----------------

Sizing & Safe Working Load

The Limb Lifter is available in one size only.

SIZE	SAFE WORKING LOAD
STANDARD	180kg / 400lbs

Special sizes can be made made to order. Please contact your authorised Oxford distributor or Joerns Healthcare for more information.

Washing Instructions



Machine wash at 85°C.



DO NOT wash with bleach. Bleach will damage the sling's material and make it unsafe for use.



Cool tumble dry, air dry or dry at very low temperature.



DO NOT dry clean.

⚠ WARNING

Slings can suffer damage during washing and drying and should be checked carefully before each use.

PLEASE NOTE: Additional slings are available to suit individual needs. You are advised that you should always seek the advice of an authorised dealer or Joerns Healthcare before purchasing.

THIS PAGE IS INTENTIONALLY BLANK

THIS PAGE IS INTENTIONALLY BLANK

