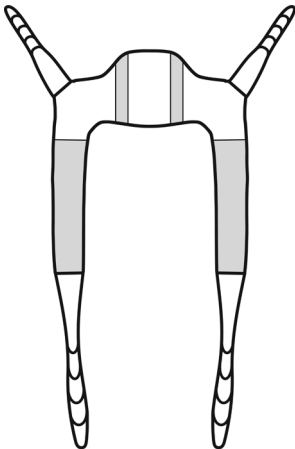


User Instruction Manual

Oxford® Toileting Plus Sling

To avoid injury, read user manual prior to use. For alternative languages, contact your authorised service provider.



Introduction

The Oxford® Toileting Plus is an easy to fit sling designed specifically to facilitate the toileting process, providing excellent access to clothing. Made from a heavy-duty polyester material, it offers both excellent support and durability. It is not a general-purpose sling and will only suit around 25% of clients.

Special Sling Orders

On occasions, material, dimensional and other changes outside of the standard specification are requested. Please be advised, that aside of any model specific references, fitting, washing and safety guidelines remain applicable. If you are in any doubt, please contact your authorised Oxford service agent or Joerns Healthcare directly.

Statement of Intended Use

A sling is an item of moving and handling equipment that is used with a mechanical lift in order to facilitate the transfer of a patient. It comprises a specially designed and constructed piece of fabric that is placed under and/or around a patient before being attached to the spreader bar/cradle of a lift to raise, transfer and lower the patient. When selected and used correctly, a sling and lift combination will achieve a safer transfer and reduce the risks associated with manual handling.

It is the responsibility of a competent person to conduct a thorough risk assessment prior to using any sling, to ensure that the sling choice, method of positioning in the sling and procedure for transfer has been correctly determined for the patient. For further guidance, please contact your authorised Oxford Service Provider or Joerns Healthcare.

FOR USE WITH PASSIVE LIFTS ONLY.

Expected Service Life

The expected service life of an Oxford sling will vary dependent on use and following the care and washing instructions provided in the user guide. Factors such as wash temperature, detergents, frequency of use and patient weight will impact on the lifetime of your sling. Joerns Healthcare recommend that slings are checked each and every time prior to use to ensure the safety of the patient. Bleached, torn, cut, frayed or broken slings are unsafe and must be discarded and replaced. It is a requirement under LOLER (Lifting Operations and Lifting Equipment Regulations 1998) that slings are thoroughly checked and passed fit for use. For further advice, please contact your authorised Oxford Service Provider or Joerns Healthcare.

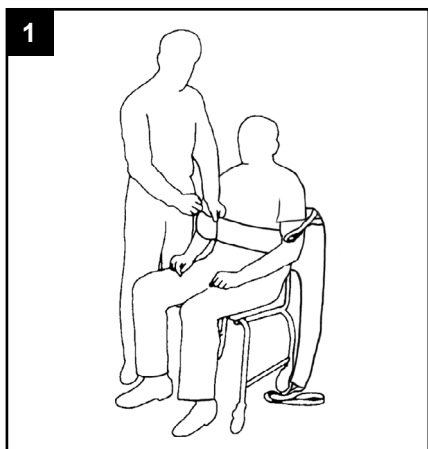
Serious Incident Reporting

In the event of a serious incident taking place during use of this product, affecting the patient and/or caregiver, it must be reported to the product manufacturer or authorised distributor. Should the incident take place within the European Union (EU), it must also be reported to the local competent authority within the member state.

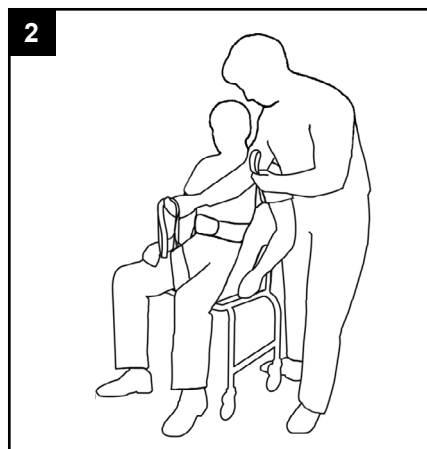
⚠ WARNING

- **OXFORD RECOMMENDS THE USE OF GENUINE OXFORD PARTS. Oxford sling and lift products are designed to be compatible with one another. For country specific guidance on sling use and compatibility, please refer to the sling label or contact your local market distributor or Joerns Healthcare.**
- **For the safety of the patient and carer; before using a sling a full risk assessment must be conducted to ensure that the correct sling choice, method of positioning in the sling and procedure for transfer has been determined for the patient.**
- **CHECK sling and stitching before each use. Using bleached, torn, cut, frayed or broken slings is unsafe and could result in serious injury or death to the patient.**
- **DO NOT alter slings. Destroy and discard worn slings.**
- **NEVER leave a patient unattended.**
- **DO NOT exceed the rated capacity of the sling or lift.**
- **DO NOT attempt to re-position a patient by pulling on the sling loops.**

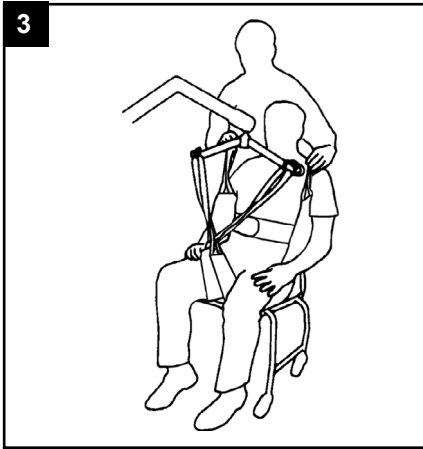
Fitting the Sling from a Seated Position



1 Place the sling down the back of the client and position just beneath the shoulder blades and above the belt line. Attach the strap around the front of the client. There is no need for the strap to be tight, it is a positioning mechanism, not a restraint.



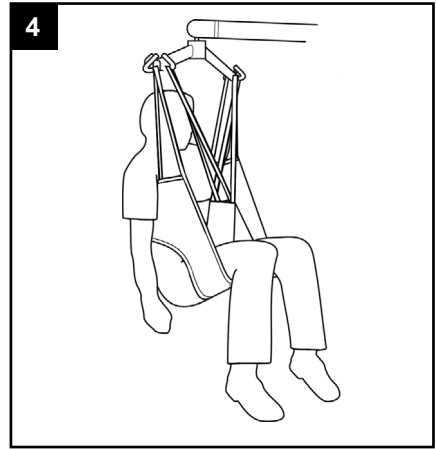
2 Raise the client's leg and feed the leg strap under and up between the legs. Ensure that the sling fabric is not twisted or creased under the thigh. Repeat this procedure for the other leg.



Cross over the leg straps and attach to the spreader bar on the front hooks using the longest loop. Raise the hoist and attach your desired shoulder loop to the rear hooks (a more upright position will be achieved using the shortest loop). The clients arms should be outside of the sling as shown.

NOTE: The hoist may move towards the client.

NOTE: Some adjustment of the shoulder and/or leg loop attachment points may be needed to better suit the client's height or body shape. Shoulder/leg loop attachment points should be connected at a similar length in order to achieve a balanced lift. Sling loops are colour coordinated to assist in this process.



Raise the hoist to the required height. When reseatting the client, apply light pressure on the client's thigh(s) to ensure good posture is maintained.

NOTE: This sling is not recommended for use from a lying position.

Technical Specifications

STANDARD	BS EN ISO 10535
----------	-----------------



This product is a Medical Device in accordance with EU Medical Device Regulation 2017/745.

Sizing & Safe Working Load

SIZE	SWL
XS	227kg / 500lbs
SMALL	227kg / 500lbs
MEDIUM	227kg / 500lbs

SIZE	SWL
LARGE	227kg / 500lbs
XL	284kg / 625lbs

For more information on sling dimensions, please contact us. For guidance on sling application, visit www.oxfordslingsselector.co.uk.

Washing Instructions & Safety Checks



Machine wash at 85°C.



DO NOT wash with bleach. Bleach will damage the sling's material and make it unsafe for use.



Cool tumble dry, air dry or dry at very low temperature.



DO NOT dry clean.



⚠ WARNING

Slings can suffer damage during washing and drying and should be checked carefully before each use. Scan QR code or [click here](#) for important sling safety checks and information.

PLEASE NOTE: Additional slings are available to meet individual patient needs. We advise that you always seek the advice of a trained clinician, authorised Oxford distributor or Joerns Healthcare prior to purchase or use.

End of Life Disposal

Slings and associated material accessories should be sorted as combustible waste in accordance with local or national regulations.

THIS PAGE IS INTENTIONALLY BLANK

THIS PAGE IS INTENTIONALLY BLANK

